

- D Montageanweisung
- DK Installationsvejledning
- ES Instrucciones de montaje
- F Instructions d'installation
- I Istruzioni di montaggio
- N Installationsinstruktioner
- NL Installatievoorschrift
- P Instruções de montagem
- S Installation instruktioner
- FI Asennusohje
- PL Instrukcja montażu

C7110C1001/D1009 Wall Modules

MOUNTING INSTRUCTIONS

A. CAUTION

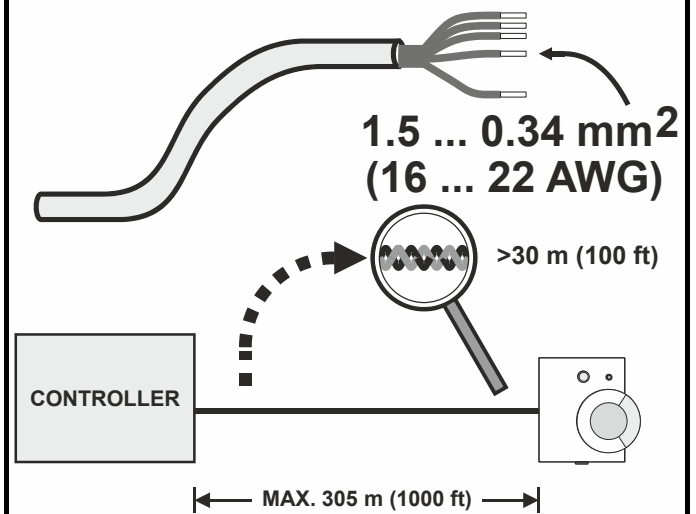
WARNING

Risk of electric shock or equipment damage!

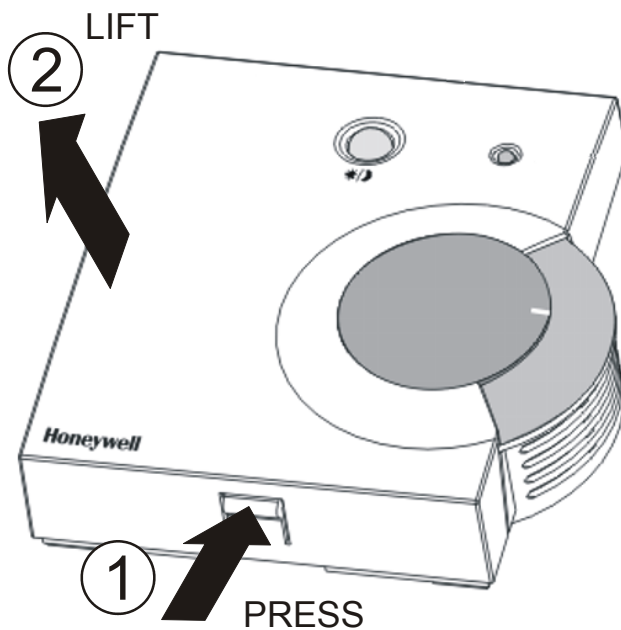
- ▶ Do not touch any live parts.
- ▶ Disconnect power supply before making connections.
- ▶ Do not reconnect power until installation is complete.
- ▶ Observe precautions for handling electrostatic sensitive devices.



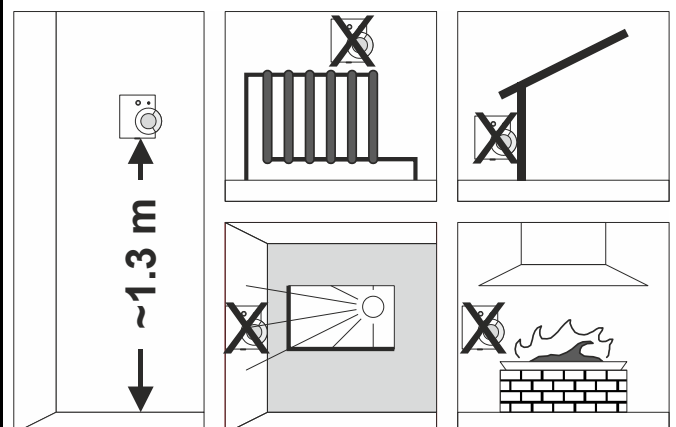
B. WIRING



C. REMOVING COVER



D. INSTALLATION POSITION



<p>E. DIMENSIONS</p> <p>3-15/16 (99)</p> <p>4-1/8 (104)</p> <p>1-3/16 (30)</p>	<p>F. WIRING TERMINALS</p> <table style="width: 100%; text-align: center;"> <tr> <td style="width: 50%;">C7110C</td> <td style="width: 50%;">C7110D</td> </tr> <tr> <td></td> <td></td> </tr> <tr> <td>COM</td> <td>COM</td> </tr> <tr> <td>CO2 OUTPUT 0...10 V</td> <td>CO2 OUTPUT 0...10 V</td> </tr> <tr> <td>24 VAC/DC</td> <td>24 VAC/DC</td> </tr> <tr> <td>TEMP. OUTPUT 0...10 V</td> <td>NTC 20kOhm</td> </tr> <tr> <td>nc</td> <td>SETPT. 1...10kOhm</td> </tr> <tr> <td>nc</td> <td>LED INPUT</td> </tr> <tr> <td>nc</td> <td>OCCUPANCY</td> </tr> </table>	C7110C	C7110D			COM	COM	CO2 OUTPUT 0...10 V	CO2 OUTPUT 0...10 V	24 VAC/DC	24 VAC/DC	TEMP. OUTPUT 0...10 V	NTC 20kOhm	nc	SETPT. 1...10kOhm	nc	LED INPUT	nc	OCCUPANCY
C7110C	C7110D																		
COM	COM																		
CO2 OUTPUT 0...10 V	CO2 OUTPUT 0...10 V																		
24 VAC/DC	24 VAC/DC																		
TEMP. OUTPUT 0...10 V	NTC 20kOhm																		
nc	SETPT. 1...10kOhm																		
nc	LED INPUT																		
nc	OCCUPANCY																		
<p>G. CONFIGURATION JUMPER</p> <p>4: QUICK ABC CALIBRATION</p> <p>3: BACKGROUND CALIBRATION</p> <p>2: ZERO CALIBRATION</p> <p>0: 0...3000 ppm</p> <p>1: nc (FACTORY DEFAULT)</p> <p style="text-align: center; border: 1px solid black; border-radius: 50%; padding: 5px;"> C7110C1001/D1009 WALL MODULES SPECIFICATION DATA (EN0B-0457GE51) </p>	<p>H. T7460-LONJACK (OPTIONAL)</p> <p>LonWorks CONNECTION TERMINALS</p> <p>PC CONNECTION</p>																		

Honeywell

Manufactured for and on behalf of the Environmental and Combustion Controls Division of Honeywell Technologies Sàrl, Rolle, Z.A. La Pièce 16, Switzerland by its Authorized Representative:

Automation and Control Solutions
 Honeywell GmbH
 Böblinger Strasse 17
 71101 Schönaich / Germany
 Phone: (49) 7031 637 - 01
 Fax: (49) 7031 637 - 493
<http://ecc.emea.honeywell.com>
 Subject to change without notice. Printed in Germany
 MU1B-0504GE51 R1011A