

Excel 10

W7762A,B HYDRONIC CONTROLLERS



SPECIFICATION DATA



FEATURES

- LONMARK® HVAC profile #8020.
- Stand-alone operation or on high-speed 78 kilobit Echelon® LONWORKS® network.
- Uses Echelon LonTalk® protocol.
- FTT10A Transceiver.
- Direct connection of thermal actuators.
- Factory-configured default parameters.
- Wide range of supported valves and actuators.
- Available with setpoint knob for wall mounting.

GENERAL

The W7762A and B Controllers are Hydronic Controllers in the Excel 10 product line. They cover a wide range of control applications including radiators, induction units, and fan coil units with manual fan switching, and are suitable for either wall mounting or unit mounting. The controllers can operate as stand-alone units or networked using the standard Echelon LONWORKS bus. Interfaces are provided for a wide range of actuator types. Heating systems can be water or electric, and cooling systems can be chilled water supply or compressors. Extensive timing and interlock features make the W7762 especially suitable for systems using electric heat and compressors.

DESCRIPTION

The W7762A and B are LONMARK compliant Hydronic Controllers in the Excel 10 family product line. These controllers provide room temperature control using different heating and cooling sequences. The controller is provided with default configuration settings from the factory and is fully operable on installation. Using standard Echelon configuration tools, the controller can be configured with job-specific settings. A variety of optional wall modules interface with the Hydronic Controllers and provide any or all of the following: setpoint adjustment, and an occupancy bypass button. All wall modules include a space temperature sensor; however, a remote C7068A return air sensor can also be used.

Table 1. Supported output types.

Output	Options
Heating	Floating, thermal, PWM, on/off, multi-stage electric.
Cooling	Floating, thermal, PWM, on/off, multi-stage compressor.

Table 2. Hydronic Controller models.

Model	Inputs	Control Outputs	Setpoint knob	Internal Sensor	Bypass Button
W7762A	2	2	X		
W7762B	2	2			



Sequences

Heat and cool sequences can be selected to be active or not active, giving a total of four different sequence options:

- Heat only
- Cool only
- Heat/cool changeover
- Heat and cool sequence

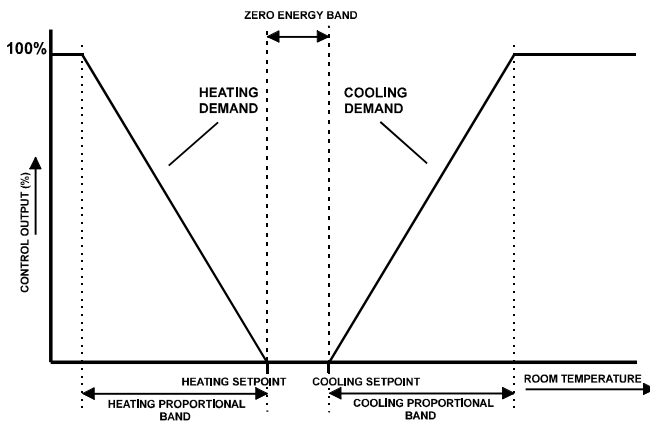


Fig. 1. Operational sequence.

Modes of Operation

The controller has the following modes of operation.

Occupied mode

This is the normal operating condition for a room or zone when it is occupied. The controller can be switched into this mode by a network command, by the room occupancy sensor, or by a bypass button on the wall module.

Standby mode

The standby mode saves energy by reducing heating or cooling demand during periods where the room is temporarily unoccupied.

Unoccupied mode

This mode is used for longer unoccupied periods, such as at night or during weekends and holidays.

Window open

If the controller is configured for window open detection, the controller automatically disables heat and cool control until the window is closed again. Frost protection remains active.

Frost protection

If the temperature drops below 46°F (8°C), the controller enables the heating circuit as frost protection.

Fan fail

When configured with an airflow detector, the controller protects equipment by disabling the system when the fan fails (for fan coil units with manual fan speed control).

Changeover

The controller operates two-pipe units configured with a changeover input.

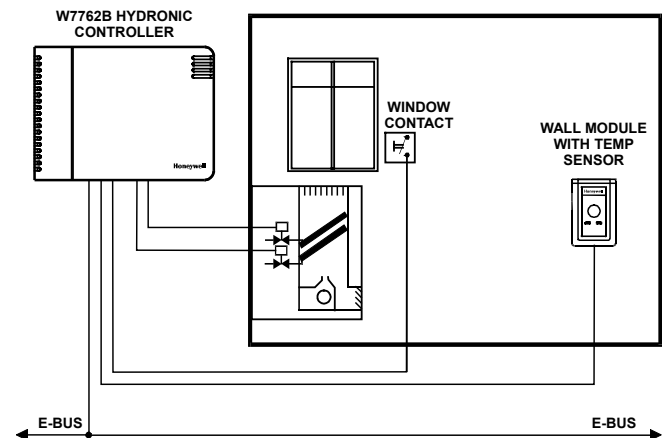


Fig. 2. Typical application.

SPECIFICATIONS

Models

The W7762A and W7762B are identical except for the integral setpoint adjustment knob on the W7762A. The W7762A can be ordered with setpoint adjustment in °C absolute or °C relative.

Input/Output

See Table 3.

Table 3. Input/output specifications.

Inputs	Function	Pin Number	Characteristics
Digital	window/occupancy/changeover/airflow	4	closed ≤ 400 ohm (1.5 mA), open $\geq 10k$ ohm (4.8 V)
Digital ^{1,2}	Override	7	closed ≤ 400 ohm, open $\geq 3.3k$ ohm
Analog	Temperature sensor	9	20k ohm NTC (25°C)
Analog ¹	Setpoint adjustment	8	10k ohm
Outputs			
Digital ¹	Override LED	6	0/5 Vdc (I<10 mA)
Triac (2 pairs) ³	Heat and cool	14,15 17,18	24 Vac, 250 mA max. continuous, 650 mA max. surge (≤ 30 sec.)

¹ Wall module connection only.

² Wall modules with fan speed switches must not be used.

³ See Table 1 for output type options.

Power Supply

24 Vac ± 20%, 50/60 Hz.

Power Consumption

0.5 VA maximum (no load). See Excel 10 Hydronic Controller System Engineering Guide, form number 74-2935 for transformer sizing information.

Hardware design

Processor:

Neuron 3150® running at 5 MHz, with 2 Kbyte of RAM and 0.5 Kbyte of EEPROM on chip.

External memory:

EPROM, 64 Kbyte by 8.

Communication Interface:

Echelon transceiver FTT10A.

Compatible to Echelon Link Power Network.

LON service pin accessible on underside of housing.
LON LED visible through air vents on front of housing.

Specified Sensing Temperature Range

32° to 158°F (0° to 70°C)

Environmental Ratings

Operating temperature:

32° to 122°F (0° to 50°C)

Shipping/storage temperature:

-4° to 158°F (-20° to 70°C)

Relative humidity:

5% to 95% noncondensing

Dimensions

3-3/8 x 4-9/16 x 1-13/16 in. (86 x 116 x 46 mm)

Communications

The W7762 controllers use free topology transceivers (FTT) and LonTalk bus protocol for communications. The E-Bus is insensitive to polarity, eliminating wiring errors during installation. The E-Bus is Link Power compatible.

The recommended wire size to be used for the E-Bus is level IV 22 AWG (Belden part number 9D220150) or plenum rated level IV 22 AWG (Belden part number 9H2201504) nonshielded, twisted pair, solid conductor wire.

FTT networks can be in bus, star, loop or any combination of these topologies. See E-Bus Wiring Practices, form number 74-2865, for more information including maximum lengths.

Mounting Options

W7762 Controllers can be mounted directly on a panel or wall with two screws or it can be mounted with four screws on a standard 60 mm junction box. The controller can be mounted in any orientation desired.

LonMark Functional Profile

W7762 Hydronic Controllers support the LonMark Functional Profile #8020 “Fan Coil Unit Controller”, version 2.0 (see Fig. 3).

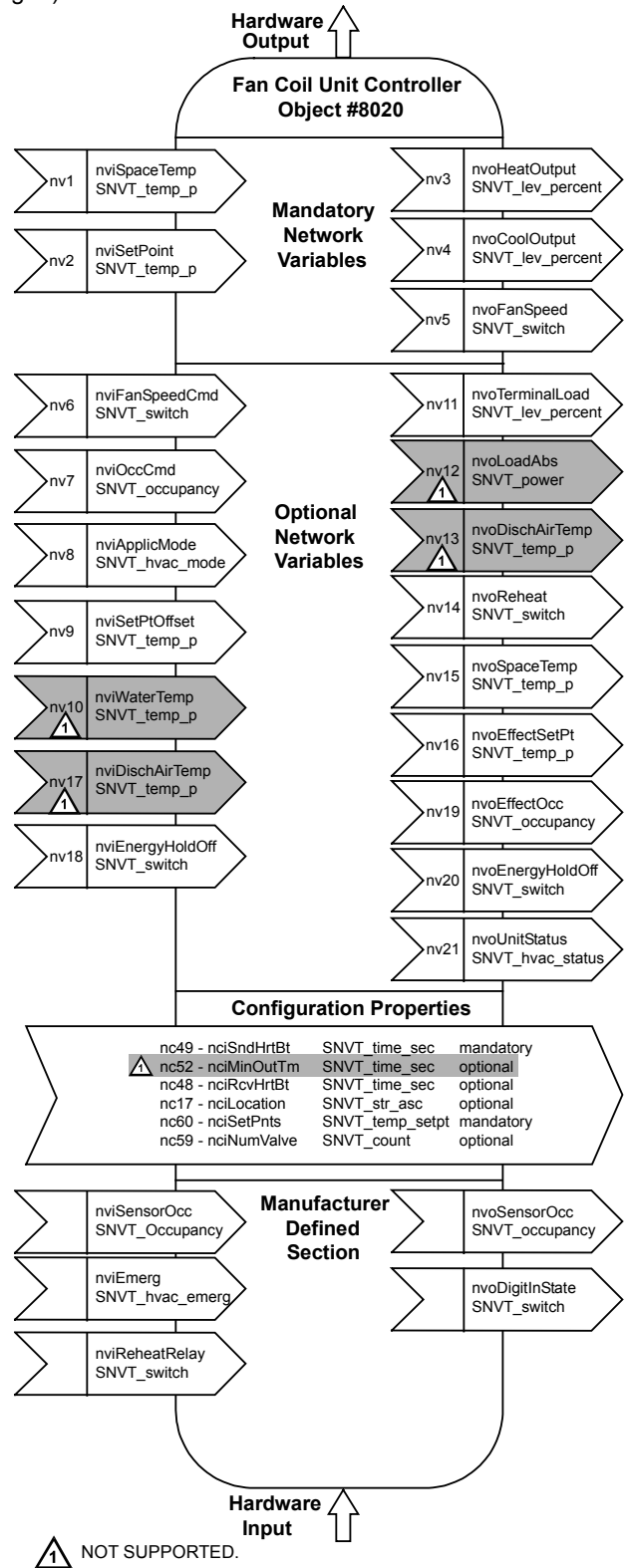


Fig. 3. LonMark object details.

Approvals and Standards

CE
 EN50081-1
 EN50082-1
 meets FCC part 15 class B requirements

Accessories

Excel 10 T7460 Wall Modules
 Excel 10 T7560 Wall Modules
 Excel 10 T7770 Wall Modules
 Excel 10 FTT/LPT 209541B Termination Module
 C7068A Return Air Sensor (Europe only)
 M7410C Small Electric Linear Valve Actuator (Europe only)
 Z100 Thermoelectric Actuator (Europe only)

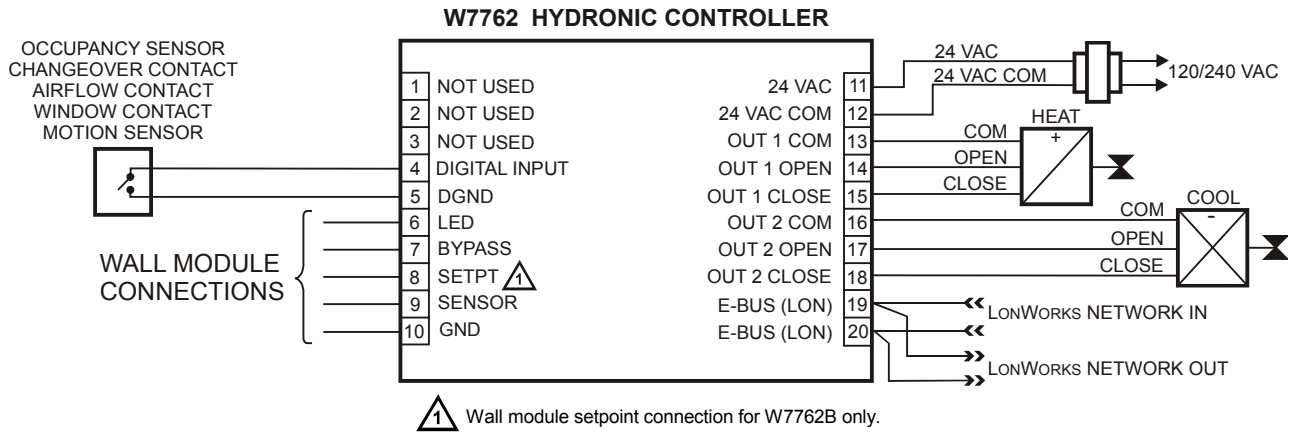


Fig. 4. Input/output details.

Table 3. Output assignments for various actuator types.

Output type	Out 1 Terminal			Out 2 Terminal		
	13	14	15	16	17	18
Floating	24 Vac	open	close	24 Vac	open	close
1-stage	24 Vac	on/off	—	24 Vac	on/off	—
2-stage	24 Vac	stage 1	stage 2	24 Vac	stage 1	stage 2
3-stage	24 Vac	stage 1	stage 2	24 Vac	stage 1	stage 2
		stage 3			stage 3	
PWM	24 Vac	PWM	—	24 Vac	PWM	—
Thermal	24 Vac	on/off	—	24 Vac	on/off	—

Honeywell

Home and Building Control
 Honeywell Inc.
 Honeywell Plaza
 P.O. Box 524
 Minneapolis, MN 55408-0524
 USA
<http://www.honeywell.com>

Home and Building Control
 Honeywell Limited-Honeywell Limitee
 155 Gordon Baker Road
 North York, Ontario
 M2H 3N7
 Canada
<http://www.honeywell.ca>

Home and Building Control Products
 Honeywell AG
 Böblinger Straße 17
 D-71101 Schönaich
 Germany
<http://europe.hbc.honeywell.com>

DIN EN ISO
 9001/14001